



District Report Card: 2017


| | |
|-------------------------|--------------------------|
| State: Jharkhand | District: Kodarma |
| Class: 3 | Subject: EVS |
| Schools: 61 | Students: 1171 |


Participation/Coverage


Students

| <div>GENDER</div> <div></div> | Boys | | Girls | |
|--|--------|-------|--------|-------|
| | Number | % | Number | % |
| | 511 | 43.64 | 660 | 56.36 |

| <div>AREA</div> <div></div> | Rural | | Urban | |
|---|--------|-------|--------|-------|
| | Number | % | Number | % |
| | 1049 | 89.58 | 122 | 10.42 |

| <div>CATEGORY</div> <div></div> | SC | | ST | | OBC | | GEN | |
|--|--------|-------|--------|------|--------|-------|--------|------|
| | Number | % | Number | % | Number | % | Number | % |
| | 250 | 21.35 | 12 | 1.02 | 808 | 69.00 | 101 | 8.63 |

| <div>CWSN</div> <div></div> | LD | VI | HI | S&LD | ID | Oth |
|--|----|----|----|------|----|-----|
| | 6 | 9 | 1 | 6 | 2 | 4 |

| <div>Management</div> <div></div> | Government | | Government-aided | |
|--|------------|-------|------------------|------|
| | Number | % | Number | % |
| | 1150 | 98.21 | 21 | 1.79 |

Average Performance of Students in EVS (%)

| Overall | Gender | | Area | | Management | | Social Group | | | |
|---------|--------|--------|-------|-------|------------|-------|--------------|-------|-------|-------|
| | Male | Female | Rural | Urban | Govt. | Aided | SC | ST | OBC | GEN |
| 63.33 | 62.36 | 64.08 | 63.18 | 64.59 | 63.97 | 28.25 | 59.84 | 63.89 | 64.02 | 66.40 |

Performance on Learning Outcomes (LOs)

| Learning Outcomes | Description | Average Performance(%) |
|-------------------|---|------------------------|
| E302 | Identifies simple features (e.g. movement, at places found/ kept, eating habits, sounds) of animals and birds in the immediate surroundings. | 55.00 |
| E303 | Identifies relationships with and among family members | 58.29 |
| E304 | Identifies objects, signs (vessels, stoves, transport, means of communication, transport, signboards etc.), places (types of houses/shelters, bus stand, petrol pump etc.) activities (works people do, cooking processes, etc.) at home/school/neighborhoods | 65.53 |
| E305 | Describes need of food for people of different age groups, animals/birds, availability of food and water and use of water at home and surroundings | 65.07 |
| E307 | Groups objects, birds, animals, features, activities according to differences/similarities using different senses. (e.g. appearance/place of living/ food/ movement/ likes-dislikes/ any other features) | 68.07 |
| E309 | Identifies directions, location of objects/places in simple maps using signs/symbols/verbally | 55.12 |
| E310 | Guesses properties, estimates quantities of materials/activities in daily life and verifies using symbols/non-standard units | 71.05 |
| E311 | Records observations, experiences, information on objects/activities/places visited in different ways and predicts patterns etc. | 52.26 |
| E313 | Observes rules in games (local, indoor, outdoor) | 29.06 |
| E314 | Voices opinion on good/bad touch , stereotypes for tasks/play/food in family w.r.t gender, misuse/wastage of food and water in family and school. | 71.14 |

| Range of Performance of Students who Answered Correctly | | | | | | | |
|---|-------|-----------|-------|-----------|-------|-----------|-------|
| Below 30% | | 30% - 50% | | 50% - 75% | | Above 75% | |
| Number | % | Number | % | Number | % | Number | % |
| 161 | 13.75 | 165 | 14.09 | 390 | 33.30 | 455 | 38.86 |

Lowest Performing Learning Outcomes (LOs)

1 - Observes rules in games (local, indoor, outdoor) (29.06)

2 - Records observations, experiences, information on objects/activities/places visited in different ways and predicts patterns etc. (52.26)

3 - Identifies simple features (e.g. movement, at places found/ kept, eating habits, sounds) of animals and birds in the immediate surroundings. (55.00)

4 - Identifies directions, location of objects/places in simple maps using signs/symbols/verbally (55.12)

5 - Identifies relationships with and among family members (58.29)